

Fig. 2

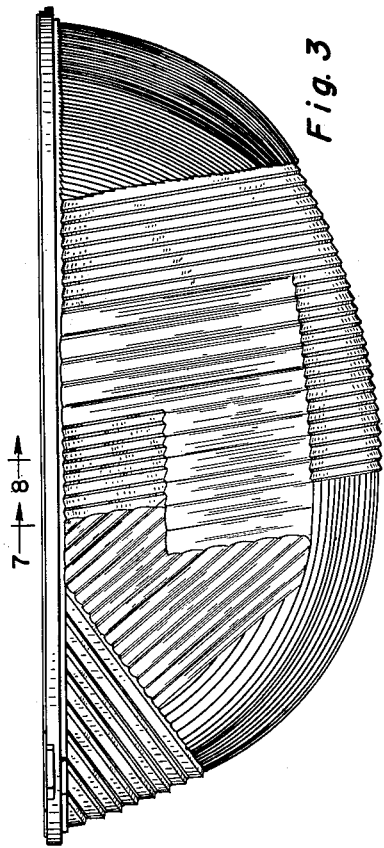


Fig. 3

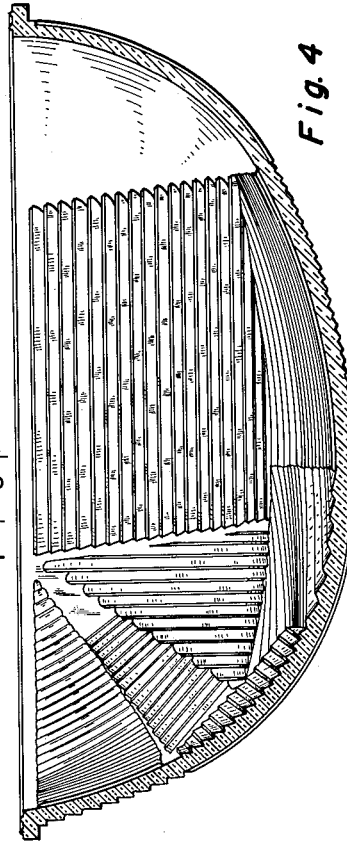


Fig. 4

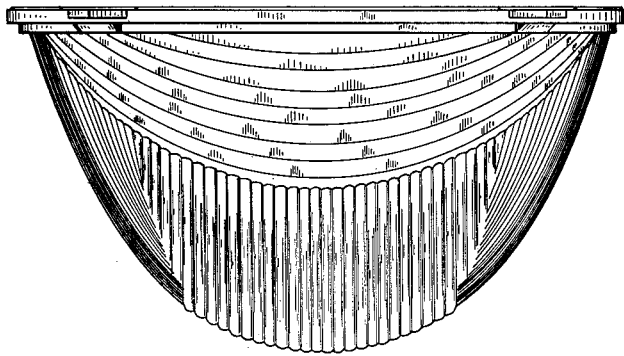


Fig. 5

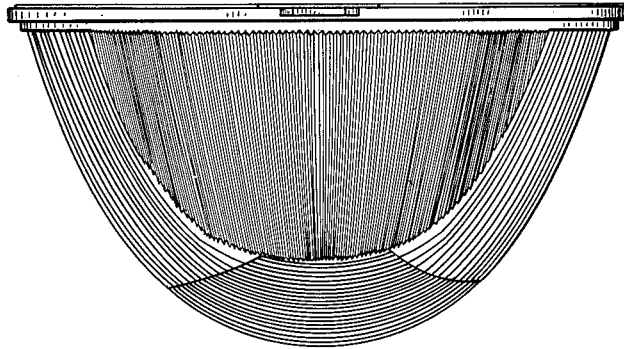


Fig. 6

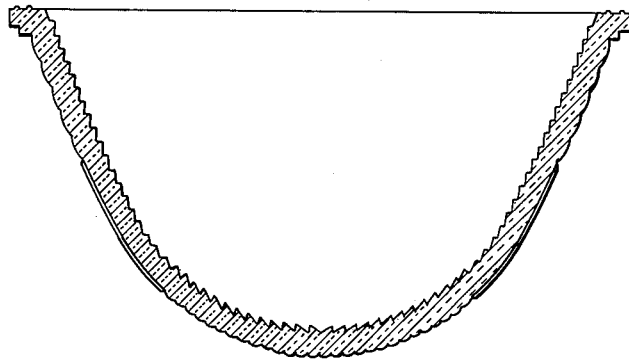


Fig. 7

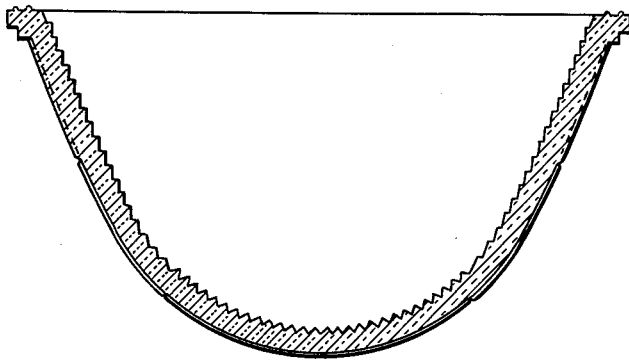


Fig. 8

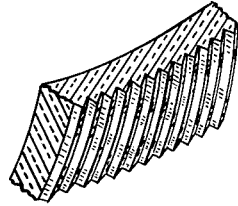


Fig. 9




Fig. 10




Fig. 11




Fig. 12




Fig. 13

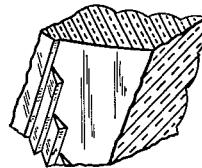


Fig. 14




Fig. 15

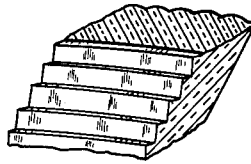


Fig. 16




Fig. 17

FIG. 1 is a plan view of the convex surface of a street lighting refractor showing my new design,

FIGURE 2 is a plan view of the concave surface of the refractor,

FIGURE 3 is a side elevational view of the refractor,

FIGURE 4 is a sectional view taken on line 4—4 of FIGURE 1,

FIGURE 5 is an end elevational view of the refractor,

FIGURE 6 is an end elevational view of the refractor, illustrating the end of the refractor opposite that shown in FIGURE 5,

FIGURE 7 is a sectional view taken on line 7—7 of FIGURE 3,

FIGURE 8 is a sectional view taken on line 8—8 of FIGURE 3,

FIGURE 9 is a perspective view of a fragmentary section of the refractor taken generally at location 9 of FIGURE 2,

FIGURE 10 is a perspective view of a fragmentary section of the refractor taken generally at location 10 of FIGURE 2,

FIGURE 11 is a perspective view of a fragmentary section of the refractor taken generally at location 11 of FIGURE 2,

FIGURE 12 is a perspective view of a fragmentary section of the refractor taken generally at location 12 of FIGURE 2,

FIGURE 13 is a perspective view of a fragmentary

section of the refractor taken generally at location 13 of FIGURE 2,

FIGURE 14 is a perspective view of a fragmentary section of the refractor taken generally at location 14 of FIGURE 2,

FIGURE 15 is a perspective view of a fragmentary section of the refractor taken generally at location 15 of FIGURE 2,

FIGURE 16 is a perspective view of a fragmentary section of the refractor taken generally at location 16 of FIGURE 2, and

FIGURE 17 is a perspective view of a fragmentary section of the refractor taken generally at location 17 of FIGURE 2.

I claim:

The ornamental design for a street lighting refractor, as shown.

References Cited by the Examiner

UNITED STATES PATENTS

D. 192,877	5/62	Franck	-----	D48—16
2,814,723	11/57	Franck et al.	-----	240—106
3,131,874	5/64	Fairbanks	-----	240—106

FOREIGN PATENTS

649,551	10/62	Canada.
---------	-------	---------

WALLACE R. BURKE, Acting Primary Examiner.